

 iD Expert Fix Net Pants

Washing and Care Advice

Benefits and Features

- Machine wash up to 60°C
- Wash up to 50 times
- Clearly labelled size and colour coded on waist band
- Available in packs of 5
- Tumble dry on low temperature settings



Tips

- Use standard washing detergents, such as those used for home laundry
- For Care Home use, the pants should always be labelled with the user's name
- Net Pants are intended for individual use
- We recommend you do not cut the pants
- We recommend you do not use fabric softener



Machine Wash up to 60°C



Tumble Dry on Low Temperature



Do Not Bleach



Do Not Iron



Do Not Dry Clean







For a complimentary laundry pen and wash bag please speak to your Ontex Nurse Advisor

Fitting Advice

Fitting

1. Firstly, measure the user's waist (around the widest part) to establish the correct size. Hip and thigh size may also need to be taken into consideration (select waist size from the sizing table below).
2. When the pad is in place, pull the pants up, ensuring that the pad is in contact with the body, and that the legs of the pants are secure around the top of the leg. They should not be too tight.
3. When changing the pad, roll the fixation pant back down to the knee level, remove the soiled pad from the rear.
4. When fitting a new pad, it is recommended to repeat the fitting technique.

Comfort Super - Size Information

Product Code	Product Name	Size	Colour	Waist Size	Pieces Per Pack
5410100050	Comfort Super	S		40-80cm	5
5410200050	Comfort Super	M		60-100cm	5
5410300050	Comfort Super	L		80-120cm	5
5410400050	Comfort Super	XL		100-160cm	5
5410500050	Comfort Super	XXL		140-180cm	5
5410600030	Comfort Super	XXXL		180-195cm	3