



# iD FOR MEN FITTING GUIDE



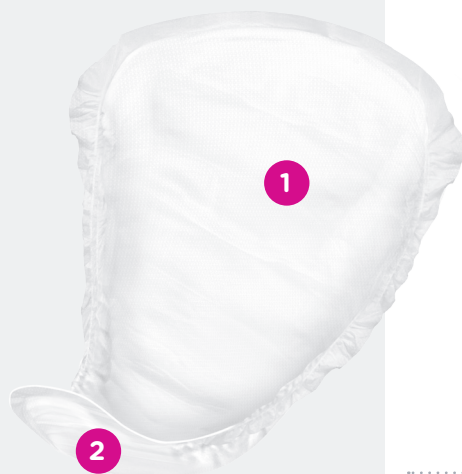
YOUR TRUSTED PARTNER  
IN CONTINENCE CARE



## iD For Men

iD for Men are ideal for managing light urinary incontinence in men. The male-specific design enhances comfort and security, while the shape and adhesive strip ensure a secure fit.

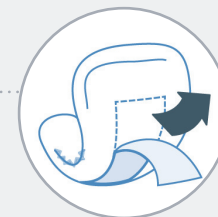
These products should always be worn with iD Expert Fix net pants which help keep the product correctly in place, or the users own close fitting underwear.



- 1 Male-specific design
- 2 Adhesive strip

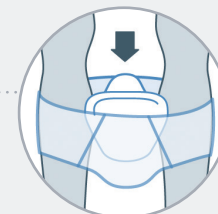
### Step 1

Unfold the iD for Men pad and remove the paper from the adhesive strip.



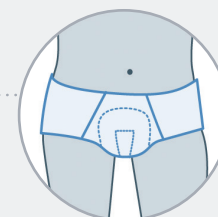
### Step 2

Ensuring the wider part of the product is at the front, place the pad inside the underwear making sure the adhesive strip is securely fastened.



### Step 3

Finally, pull up the underwear and adjust for comfort and security.



It is not recommended that iD for Men pads are worn with loose fitting underwear, for example boxer shorts. Good, close fitting, supportive underwear is required to ensure full product efficiency. If this is not available, the user should use iD Expert Fix net pants instead.



## Important Advice

---

Oil based barrier creams may reduce the performance of the pads. If barrier creams must be used, they should be applied sparingly and only on treatable areas. Used products should be disposed of in the appropriate manner, they cannot be flushed down the toilet.