



iD PANTS FITTING GUIDE



YOUR TRUSTED PARTNER
IN CONTINENCE CARE



iD Pants

iD Pants offer an ideal solution for managing moderate urinary incontinence. iD Pants can be worn and taken off like any regular underwear. These products combine comfort and discretion due to their elasticated waist and CottonFeel backsheet.



- 1 Elasticated waist
- 2 CottonFeel backsheet
- 3 Anti-leak cuffs

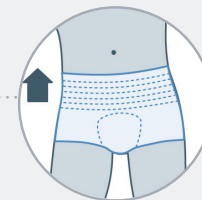
Step 1

Ensure the correct size by measuring the waist. Start by folding the iD Pants in half lengthways to activate the anti-leak cuffs.



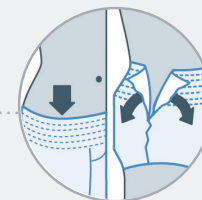
Step 2

Ensuring the sticker is at the back, step into the iD Pants and pull them up, adjusting for comfort and security.



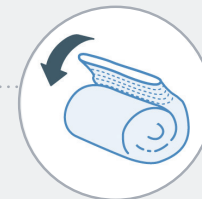
Step 3

Remove the iD Pants by either pulling them down or tearing the side seams.



Step 4

Once removed, simply roll-up the pad and dispose of as per local policy.





Important Advice

Oil based barrier creams may reduce the performance of the pads. If barrier creams must be used, they should be applied sparingly and only on treatable areas. Used products should be disposed of in the appropriate manner, they cannot be flushed down the toilet.