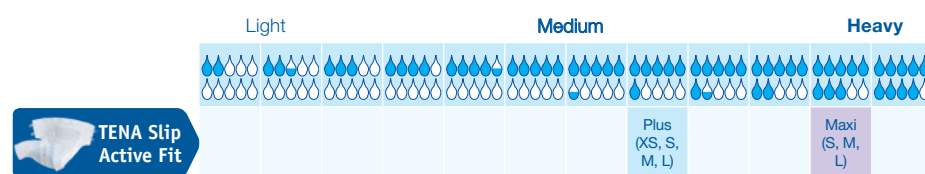


TENA Slip Active Fit

Specially developed for active users

All-in-one incontinence products designed to provide protection for healthy skin and high leakage security. Specially designed for individuals with an active lifestyle, TENA Slip Active Fit is available in a range of sizes and absorbency levels*, and is suitable for all types of incontinence. This plastic-backed incontinence product with a fast-acting core provides excellent leakage protection. The Easy Fix fastening secures a comfortable fit.



| Product | Article Number | Hip Size | Working Absorbency | Total Packaging |
|----------------------------------|----------------|-------------|--------------------|-----------------|
| TENA Slip Active Fit Extra Small | 710449 | 40 – 60cm | 600ml | 90 (3 x 30) |
| TENA Slip Active Fit Plus Small | 710549 | 50 – 80cm | 700ml | 90 (3 x 30) |
| TENA Slip Active Fit Plus Medium | 710649 | 70 – 110cm | 900ml | 90 (3 x 30) |
| TENA Slip Active Fit Plus Large | 710749 | 100 – 150cm | 1000ml | 90 (3 x 30) |
| TENA Slip Active Fit Maxi Small | 710849 | 50 – 80cm | 900ml | 72 (3 x 24) |
| TENA Slip Active Fit Maxi Medium | 710949 | 70 – 110cm | 1350ml | 72 (3 x 24) |
| TENA Slip Active Fit Maxi Large | 711049 | 100 – 150cm | 1650ml | 66 (3 x 22) |

TENA Slip Active Fit Extra Small is particularly suitable for children

93% of caregivers would be happy to continue using TENA Slip Active Fit**

For the User: Leakage protection for active users

For the Carer: Triple tape system enables quick and easy fitting, reducing the chance of leakages

For the Purchaser: Reduced product usage and continence promotion saves time and money.

Feature

Benefit

- Plastic back-sheet..... Ensures a comfortable fit in order to provide leakage protection.
- Easy Fix fastening Re-closeable tapes can be easily applied and stay securely in place.
- FeelDry technology Rapidly wicks away even large quantities of urine into the product core. Urine remains locked in the core also under pressure, keeping it away from the skin, for enhanced comfort.
- Dermatologically tested All product materials are dermatologically tested to promote skin health.
- Odour Neutralizer Reduces the effect of ammonia odour, for a feeling of freshness and dignity.
- Wetness indicator..... The wetness indicator on the outside of the product turns from yellow to blue when it is time to change.
- Curved leg elastics..... Curved leg elastics and the elastic waist band ensure comfort and leakage protection for your loved one.
- Quick and easy identification Colour coded absorbency level, clear size and product type indicators are displayed on the incontinence product and pack.



*TENA Slip Active Fit will undergo a phased launch, commencing September 2015 with TENA Slip Active Fit Plus Small and all TENA Slip Active Fit Maxi absorbency products. Other sizes and absorbencies will be available at a later date.

**TENA Slip Active Fit testing in UK/NL/BE/DE, April-May 2015. Results all based on feedback from 50 caregivers.

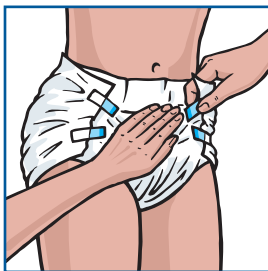
How to fit TENA Slip Active Fit - Standing & Lying



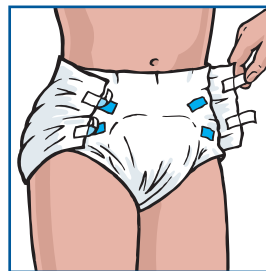
With the user standing, place the pad between the legs from front to back.



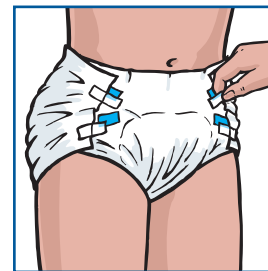
Open blue tape. Fit both the bottom blue tapes, one at a time, angled slightly upwards and then fit both top tapes, one at a time angled slightly downwards. Check for comfort and fit.



Then fit both top tapes, one at a time angled slightly downwards. Check for comfort and fit.



The product can be opened again by peeling off the white tape; check and re-attach white tape onto blue strips.



If you need to adjust the final fit of the product, peel off white tape and place in a new position. This should be done once.



Unfold the product, then fold in half lengthways to create a bowl shape. With the user lying on their side, slide the pad between the legs from front to back.



Smooth out the pad.



Open blue tape. Fit both the bottom blue tapes, one at a time, angled slightly upwards and then fit both top tapes, one at a time angled slightly downwards. Check for comfort and fit.



The product can be opened again by peeling off the white tape; check and re-attach white tape onto blue strips.



If you need to adjust the final fit of the product, peel off white tape and place in a new position. This should be done once.

TENA Slip Active Fit dos and don'ts

- ✓ Measure around the hips for correct size
- ✓ Assess for correct absorbency
- ✓ Fold pad lengthways to create bowl shape
- ✓ Fit from front to back
- ✓ Seal bottom tabs pointing upwards and top tabs pointing downwards
- ✓ Ensure standing gathers around leg openings are pulled up before fitting
- ✓ Ensure a close fit is achieved

- ✗ Never place one pad inside another to increase absorbency
- ✗ Never use talc, as it reduces the absorbency of the product
- ✗ When creams are prescribed, used sparingly to ensure the product works effectively
- ✗ Never 'twist' the product
- ✗ Never shake the product in order to open

TENA Hygiene Support



Email: hcmarketing@essity.com
www.TENA.co.uk/professionals



TENA Nursing Support

